

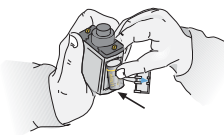
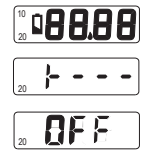
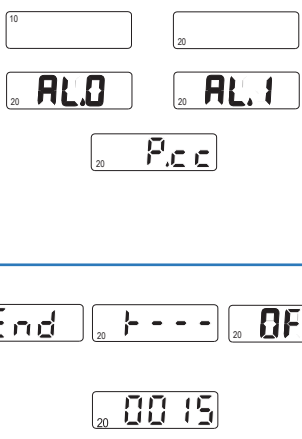

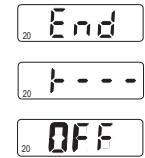
# CRONO Super PID

## Ambulatory Infusion Pump

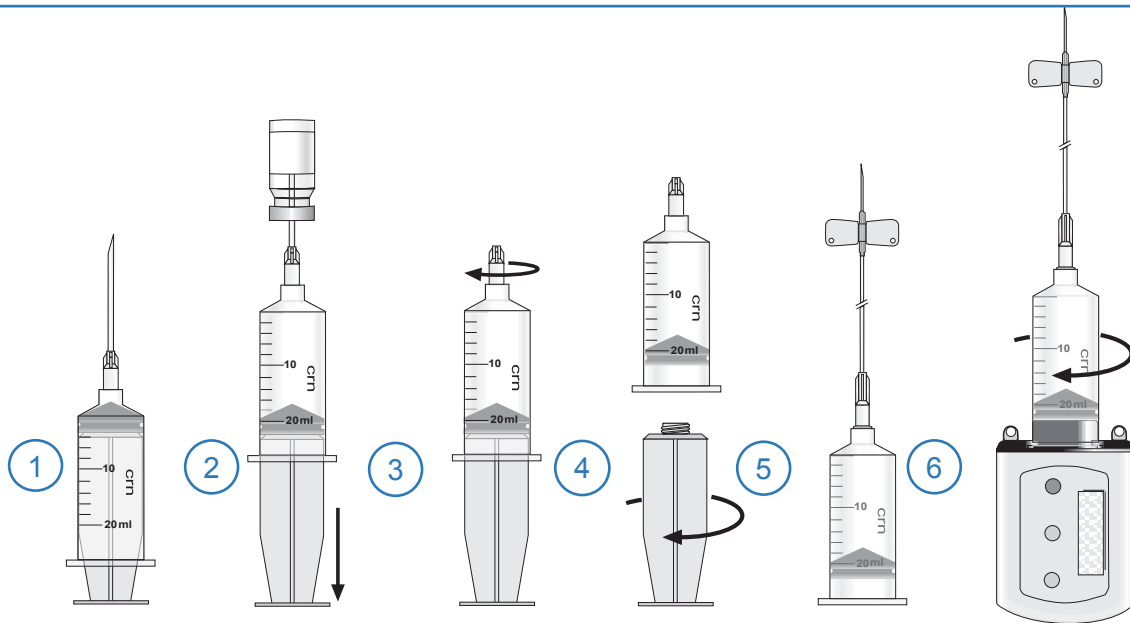
### ABBREVIATED USER GUIDE



Keep buttons depressed for a few seconds to activate commands.  
When the pump is locked the syringe symbol blinks.

<p><b>BATTERY COMPARTMENT</b></p> 	<p><b>BATTERY INSERTION PHASE</b></p> <ul style="list-style-type: none"> <li>• Pump safety test</li> <li>• Pusher self-adjust</li> <li>• Pump switches OFF</li> </ul>	<p><b>SCREEN</b></p> 
<p><b>BUTTONS</b></p> <p><b>PUMP OFF</b></p> <ul style="list-style-type: none"> <li><b>d</b> 1st depressing</li> <li><b>d</b> 2nd depressing</li> <li><b>d</b> 3rd depressing</li> <li><b>- / +</b></li> <li><b>d</b> and <b>-</b> depress simultaneously</li> <li><b>-</b> depressed for 8 seconds</li> <li><b>+</b></li> </ul>	<p><b>PROGRAMMING</b></p> <p>Conditions for programming:</p> <ul style="list-style-type: none"> <li>- Pump in OFF;</li> <li>- Start of a new infusion;</li> <li>- Pump unlocked;</li> <li>• Syringe size setting (10 / 20 ml)</li> <li>• End of infusion acoustic signal setting: OFF / ON</li> <li>• Partial volume setting: 1-20 ml in steps of 1 ml</li> <li>• Decrease/Increase above parameters</li> </ul> <p><b>PUSHER REVERSING / NUMBER OF INFUSIONS DELIVERED</b></p> <ul style="list-style-type: none"> <li>• Pusher reversing to the infusion starting position</li> <li>• Number of infusions delivered</li> </ul> <p><b>PUMP ON</b></p> <ul style="list-style-type: none"> <li>• Pump switches ON</li> </ul>	<p><b>SCREEN</b></p> 
<p><b>BUTTONS</b></p> <p><b>PUMP ON</b></p> <ul style="list-style-type: none"> <li><b>d</b></li> <li><b>- / +</b></li> <li><b>-</b> and <b>+</b> depress simultaneously</li> </ul>	<p><b>PRIME</b></p> <ul style="list-style-type: none"> <li>• Pump unlocked: 0.2 ml each depressing</li> <li>• Pump locked: maximum 10 boluses or 2 minutes for priming</li> </ul> <p><b>PROGRAMMING</b></p> <ul style="list-style-type: none"> <li>• Delivery time setting (pump unlocked): <ul style="list-style-type: none"> <li>- from 1 h to 99 h with 15 min steps</li> <li>- from 15 min to 1 h with 5 min steps (10 ml syringe)</li> <li>- from 30 min to 1 h with 5 min steps (20 ml syringe)</li> </ul> </li> </ul> <p><b>PUMP OFF</b></p> <ul style="list-style-type: none"> <li>• Pump switches OFF</li> </ul>	<p><b>SCREEN</b></p> 
<p><b>END OF INFUSION</b></p>	<ul style="list-style-type: none"> <li>• End of infusion</li> <li>• Pusher automatic reversing</li> <li>• Automatic switch OFF</li> </ul>	<p><b>SCREEN</b></p> 

## PREPARATION OF THE SYRINGE



AUG 01/USA/SPID

## WARNING SIGNALS

Warnings are accompanied by audible signals.

WARNING SIGNALS	DESCRIPTION	ACTION
	UNFEASIBLE OPERATION	-----
	INCORRECT RESET	RESTART DEVICE*
	CRITICAL CONDITION OF THE SECURITY SYSTEM	PRESS BUTTON
	IRREGULARITY OF THE MOTOR CIRCUIT	PRESS BUTTON
	MECHANICAL BLOCK DURING "END" PHASE CAUSED BY FOREIGN MATTER OBSTRUCTING THE PUSHER'S REVERSAL	1. REMOVE THE CAUSE 2. RESTART DEVICE*
	IRREGULARITY OF THE PUSHER ADVANCEMENT	PRESS BUTTON
	OCCUSION	PRESS BUTTON
	READING MEMORY ERROR (EEPROM)	RESTART DEVICE*
	ERROR WITHIN THE MOTOR PILOTING CIRCUIT	RESTART DEVICE*
	UNFEASIBLE OPERATION BUTTON LOCKED	REFER TO USER GUIDE
	UNFEASIBLE OPERATION PUMP LOCKED	-----

\* To restart the device after an alarm message, remove the battery and wait at least 15 seconds before replacing the battery.

If the device will not re-start, contact your authorized distributor.

**Distributed by:**  
**Intra Pump Infusion Systems**  
 920 Minters Chapel Rd, Suite 200  
 Grapevine, TX 76051  
 Toll Free: 1-866-211-7867(pump)  
 Fax: 630-845-2768  
[www.intrapump.com](http://www.intrapump.com)

**Manufacturer:**  
 Cané S.r.l.  
 Via Pavia, 105/i - 10090 Cascine Vica Rivoli  
 Torino, Italy

