



























## SUMMARY OF FUNCTIONS AND BUTTONS




The follow brief instructions are by no means an alternative to reading the information supplied in this manual. The following tables are both a concise and quick reference with regard to pump use and its buttons.

Time control buttons: the buttons must be pressed for a few seconds if a command is to be carried out. This ensures that if the patient accidentally touches a button, no commands will be activated.

INSERTING BATTERY PHASE	BUTTONS	PUMP ACTIVATION / SYRINGE SIZES AND END INFUSION SIGNAL	SCREEN
	<p> / </p>	<p>The syringe sizes and the end infusion signal can only be selected and/or changed immediately following the battery insertion.</p> <ul style="list-style-type: none"> <li>• The screen will show all symbols</li> <li>• Syringes Size setting (10 / 20 ml)</li> <li>• Setting the acoustic signal of end infusion</li> <li>• Piston self-adjust</li> <li>• Pump switches OFF</li> </ul>	<p></p> <p></p> <p> </p> <p></p> <p></p>

PUMP OFF	BUTTONS	PUMP SWITCH OFF / STORING OF PARTIAL SYRINGE VOLUME	SCREEN
	<p> depress simultaneously</p> <p> depress simultaneously</p> <p> depressed for 8 seconds</p>	<p><b>PUMP ON</b></p> <ul style="list-style-type: none"> <li>• Reversing of the pump piston to the start position</li> <li>• Storing of the partial syringe volume</li> <li>• Reading of no. of infusions delivered</li> <li>• Pump switches ON</li> </ul>	<p>  </p> <p></p> <p></p>

PUMP ON	BUTTONS	PROGRAMMING THE DELIVERY TIME / PRIME	SCREEN
	<p> / </p> <p> depress simultaneously</p> <p></p> <p> depress simultaneously</p> <p> depress simultaneously</p>	<p><b>PUMP OFF</b></p> <ul style="list-style-type: none"> <li>• Decreasing or increasing of the delivery time</li> <li>• Delivery time storing</li> <li>• Prime (0.2 ml)</li> <li>• Pump piston return (partial)</li> <li>• Pump switches OFF</li> </ul>	<p></p> <p></p> <p></p> <p></p>

END OF INFUSION	END OF INFUSION	SCREEN
	<ul style="list-style-type: none"> <li>• End of infusion</li> <li>• Piston automatic reversing</li> <li>• Automatic switch OFF</li> </ul>	<p></p> <p></p> <p></p>